

# IPC-610-L/IPC-611 4U 15-Slot Rackmount Chassis with Front-Accessible Fan



- ## Features
- Supports an ATX motherboard or a backplane with up to 15 slots
  - Shock-resistant disk drive bay design holds up to three 5.25" and one 3.5" disk drives
  - Special hold-down clamp design with rubber cushions protects the cards from shocks and vibrations
  - Power and HDD activity notification improves system availability
  - Front-accessible air filter for easy system maintenance
  - Lockable front door prevents unauthorized access
  - Flexible mechanical design supports both 300W single PS/2 and redundant ATX power supply





## Specifications

Drive Bay	3.5"	Front-accessible	1
	5.25"		3
Cooling	Fan		1 (12 cm / 85 CFM)
	Air Filter		Yes
Miscellaneous	LED Indicators	Power and HDD activity	
	Control	Power switch and system reset button	
	Rear Panel	Backplane version: One 9-pin D-Sub opening Motherboard version: Five 9-pin D-Sub & one 68-pin SCSI openings	
Environment	Temperature	Operating	Non-Operating
		0 ~ 40° C (32 ~ 104° F)	-20 ~ 60° C (-4 ~ 140° F)
	Humidity	10 ~ 85 % @ 40° C, non-condensing	
	Vibration (5 ~ 500 Hz)	1 Grms	2 G
	Shock	10 G (with 11 ms duration, 1/2 sine wave)	30 G
Physical Characteristics	Color / Logo	IPC-610-L: Beige / Advantech Logo; IPC-611: Black / No Logo	
	Dimensions (W x H x D)	482 x 177 x 480 mm (19" x 7" x 18.9")	
	Weight	14.5 kg (31.9 lb) / 14.2 kg (31.2 lb)	

## Front View

### IPC-610-L

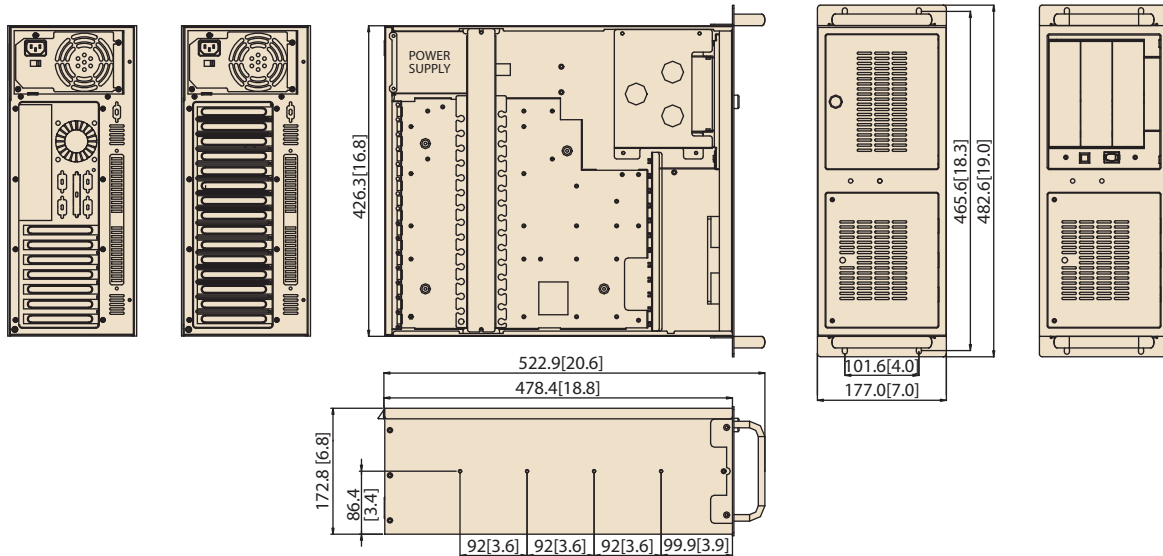


### IPC-611



## Dimensions

Unit: mm [inch]



## Ordering Information

Part Number	Power Supply
<b>Backplane Version</b>	
IPC-610BP-00LBE	Without power supply, with ATX/AT switch
IPC-611BP-00XBE	Without power supply, with ATX switch
<b>Motherboard Version</b>	
IPC-610MB-00LBE	Without power supply, with ATX switch
IPC-611MB-00XBE	Without power supply, with ATX switch

## Optional Accessories

Part Number	Description
IDT-3120E and 9892200013E	Mobile rack for converting a 5.25" drive bay to dual 2.5" SATA HDD trays
IDT-5230E	Mobile rack for converting dual 5.25" drive bays to three 3.5" SAS/SATA HDD trays

## Power Supply Options

(For detailed power supply specs, please refer to Chapter 13)

Part Number	Specifications	
	Watts	Input
PS8-250ATX-ZE (ATX, PFC)	250W	AC 100 ~ 240 V (full-range)
PS8-300ATX-ZBE (ATX, PFC)	300W	AC 100 ~ 240 V (full-range)
RPS-300ATX-ZE (ATX, PFC) (1+1 redundant)	300W	AC 100~240 V (full-range)

## Spare Parts

Part Number	Description
2130006149S000	Fan filter 127 x 127 x 5 mm
2130004802S000	Door filter 142 x 97 x 5 mm

# Mouser Electronics

Authorized Distributor

Click to View Pricing, Inventory, Delivery & Lifecycle Information:

[Advantech:](#)

[IPC-610MB-00LBE](#) [IPC-611BP-00XBE](#) [IPC-611MB-00XBE](#) [IPC-610BP-00LBE](#)