


## 6-Slot Wallmount Chassis, Full-Size/ Half-Size CPU Cards Support


Front View



Rear View



Top View



## Features

- High Performance Full-Size CPU Cards And 6-Slot PICMG Bus Passive Backplanes
- Wallmount Or Desktop Applications
- External 3.5" Drive Bay x 1
- External 5.25" Drive Bay x 1
- Internal 3.5" Drive Bay x 2
- Easy-To-Replace Ball Bearing Cooling Fan with Filter x 1 For Card Area
- Card Hold-Down Bar x 1

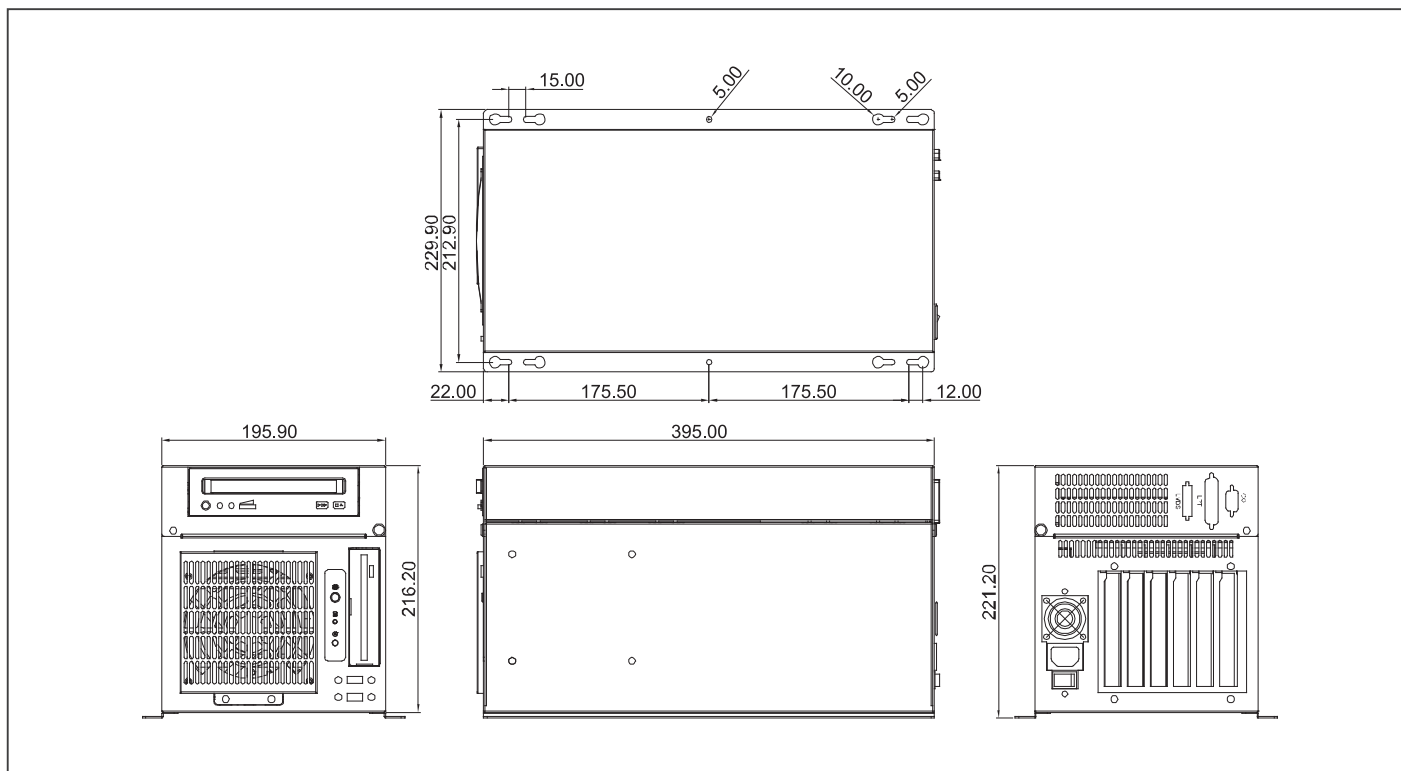


## Specifications

System	
Construction	Heavy-duty Steel
Storage	External: 5.25" Drive Bay x 1 (Front Accessible) 3.5" Drive Bay x 1 (Front Accessible) Internal: 3.5" Drive Bay x 2
System Fan	12cm Ball Bearing Fan with Removable Filter (Flow-in) x 1
Front Panel	Power On/ Off Switch with LED x 1 Reset Button x 1 Hard Disk Drive Active LED x 1 USB x 2
Rear Panel	COM x 1 Parallel x 1 Reserved Cut-out for LVDS Connector x 1 6 slots (including system slot), supports max. 339 mm (length) for expansion card
Color	Black
Dimension	7.7" (W) x 15.55" (D) x 8.5" (H) (196mm x 395mm x 216mm)
Carton Size	12.2" (W) x 13.2" (D) x 20" (H) (310mm x 335mm x 510mm)
Net Weight	17 lb (7.8 kg)
Gross Weight	20 lb (9.2 kg)
Environmental	
Operating Temperature	32°F ~ 122°F (0°C ~ 50°C)
Storage Temperature	32°F ~ 167°F (0°C ~ 75°C)
Storage Humidity	5 ~ 95%@40°C, non-condensing
Vibration	1 Grms/ 5 ~ 500Hz/ random operation
Shock	15 G peak acceleration (11 msec. duration)
EMC	CE/FCC class A

## Dimension

Unit: mm



## Power Supply Options

P/N	TYPE	PFC Support	Input Voltage	Watt	Size
1757930015	ATX	Active PFC	Auto 115-230V	300W	1U (40.5cm)
1757215005	ATX	Active PFC	Auto 115-230V	150W	1U (40.5cm)

## Passive Backplane Options

P/N	Description	Master interface	Slots	Power Connector, ATX Extend Function
BP-206SG-P2	Wallmount, PICMG, 6-Slot Backplane, 2 PCI, 3 ISA, Single Segment, ATX	PICMG 1.0	2/3/1 (PCI/ ISA/ PICMG)	ATX, 3-pin ATX extend
BP-206SG-P4	Wallmount, PICMG, 6-Slot Backplane, 4 PCI, 2 ISA, Single Segment, ATX	PICMG 1.0	4/2/2 (PCI/ ISA/ PICMG)	AT, ATX, 3-pin ATX extend
BP-206SI	Wallmount, ISA 6-Slot Backplane, 6 ISA, Single segment, AT/ATX	ISA	0/6/0 (PCI/ ISA/ PICMG)	AT/ATX

## CPU Cards Options

Model/Name	Description	Master Interface
FSB-G41H	Socket LGA 775, Intel® Core™ 2 Duo/ Core™ 2 Quad (800/1066/1333)	PICMG 1.3
FSB-B75G	Socket LGA 1155, Intel® 3rd Generation i3/i5/i7	PICMG 1.0
HSB-800I	Onboard AMD LX 800 Processor	ISA

## Ordering Information

Model/Name	Description
TF-AEC-206-B-00	Wallmount, 6-Slot Chassis Bare for 1U Power, PS_SW (AT/ATX), Black

## CPU Cooler Options

Model/Name	Description
1759218000	LGA1155/1150 CPU Cooler (1.5U)
175920000G	LGA775 CPU Cooler (1U)
1759200335	LGA775 CPU Cooler (1U)